

Survey 1: pre-midterm

Aggregate Summary

27 attempts have been completed

Background

Question 1

What is your rank?

Freshman		0	(0%)
Sophomore		0	(0%)
Junior		10	(37.04%)
Senior		15	(55.56%)
Other		2	(7.41%)

Number of Responses: 27

Question 2

What is your approximate cumulative overall GPA?

D		0	(0%)
C-		0	(0%)
C		0	(0%)
C+		2	(7.41%)
B-		3	(11.11%)
B		8	(29.63%)
B+		3	(11.11%)
A-		7	(25.93%)
A		4	(14.81%)

Number of Responses: 27

Question 3

At this point in the quarter, what grade are you expecting to earn in this class?

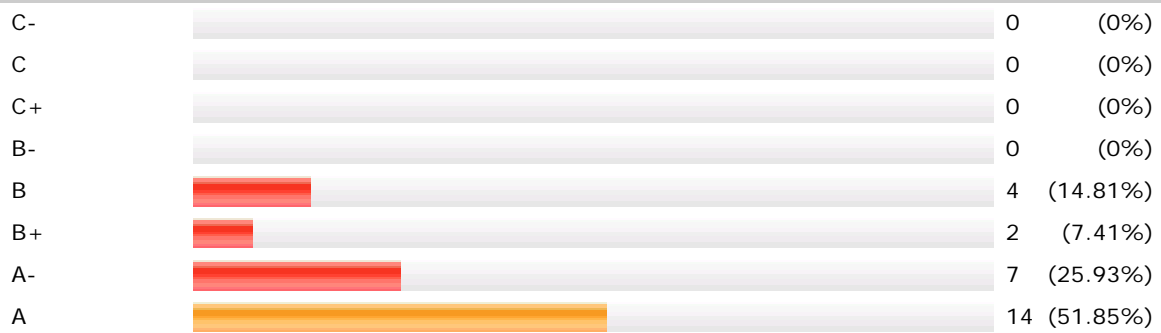
E		0	(0%)
D		0	(0%)
C-		0	(0%)
C		1	(3.7%)
C+		1	(3.7%)
B-		0	(0%)
B		6	(22.22%)
B+		5	(18.52%)
A-		5	(18.52%)
A		9	(33.33%)

Number of Responses: 27

Question 4

At the start of this quarter, what grade were you expecting to earn in this class?

E		0	(0%)
D		0	(0%)



Number of Responses: 27

Question 5

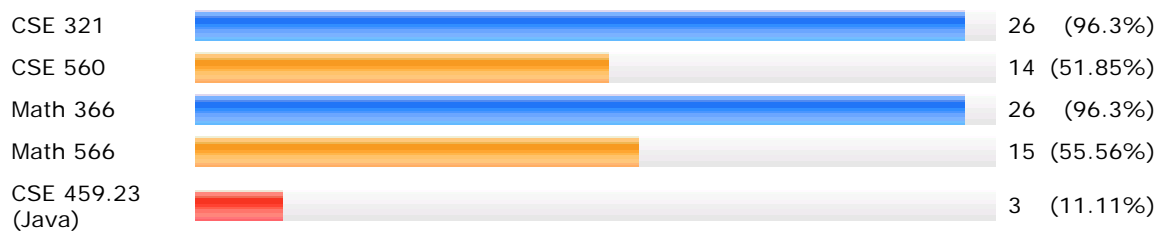
What was your Java proficiency before starting this class?



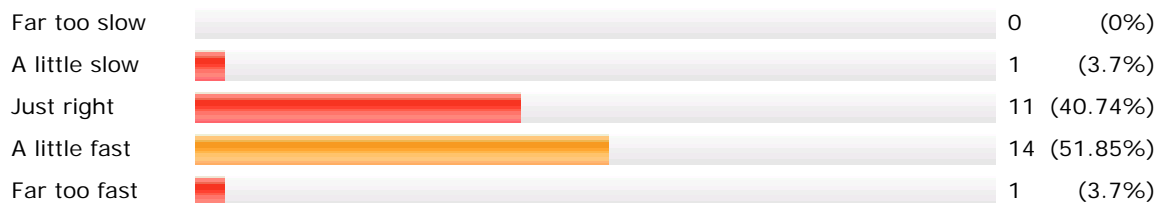
Number of Responses: 27

Question 6

Which of the following courses have you already completed?

**Pace and Difficulty****Question 7**

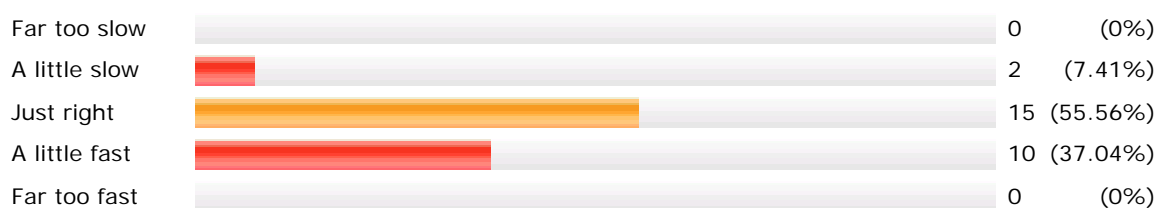
The pace of the course as a whole has been



Number of Responses: 27

Question 8

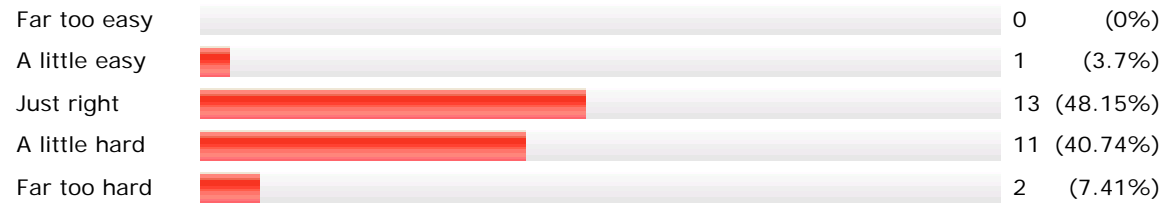
The pace of a typical (single) lecture has been



Number of Responses: 27

Question 9

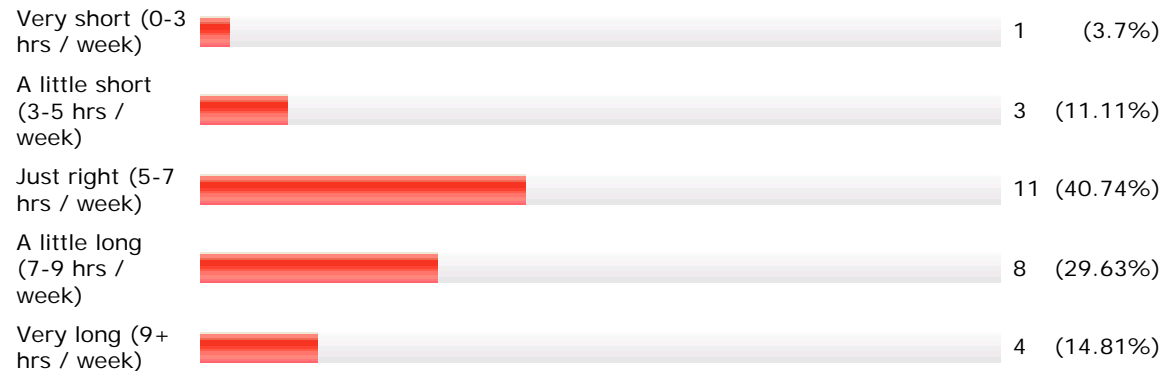
The intellectual difficulty of the labs so far has been



Number of Responses: 27

Question 10

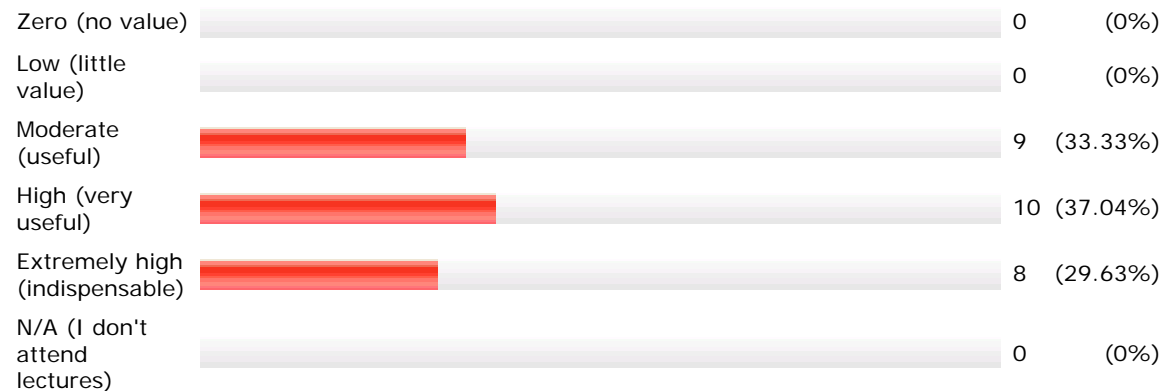
The time required to complete the typical lab has been



Number of Responses: 27

Learning Aids**Question 11**

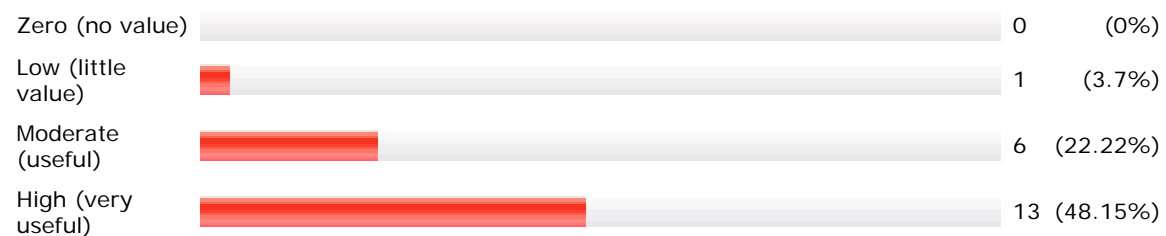
The utility of the lectures in helping to understand the course materials has been



Number of Responses: 27

Question 12

The utility of the lecture slides in helping to understand the course materials has been



Extremely high (indispensable)		7 (25.93%)
N/A (I don't look at the slides)		0 (0%)

Number of Responses: 27

Question 13

The utility of the example programs in helping to understand the course materials has been

Zero (no value)		0 (0%)
Low (little value)		0 (0%)
Moderate (useful)		11 (40.74%)
High (very useful)		11 (40.74%)
Extremely high (indispensable)		4 (14.81%)
N/A (I don't look at the example programs)		1 (3.7%)

Number of Responses: 27

Question 14

The utility of the labs in helping to understand the course materials has been

Zero (no value)		0 (0%)
Low (little value)		2 (7.41%)
Moderate (useful)		4 (14.81%)
High (very useful)		11 (40.74%)
Extremely high (indispensable)		9 (33.33%)
N/A (I don't do the labs)		1 (3.7%)

Number of Responses: 27

Question 15

The utility of the text book in helping to understand the course materials has been

Zero (no value)		1 (3.7%)
Low (little value)		7 (25.93%)
Moderate (useful)		4 (14.81%)
High (very useful)		4 (14.81%)
Extremely high (indispensable)		3 (11.11%)
N/A (I don't own the text book)		8 (29.63%)

Number of Responses: 27